

ARC's Guide to Performance Measures

• www.arc.gov



• Grants and Funding



• Grantee Forms and Information



The screenshot shows the ARC website header with the logo and name 'APPALACHIAN REGIONAL COMMISSION'. Below the logo is a navigation menu with links: Home, Grants and Funding, Grantee Forms, Guides and Manuals, ARC Project Guidelines (PDF: 135 KB), ARC Grant Administration Manual for Non-Construction Grant Agreements (PDF: 600 KB), Checklist for ARC Non-Construction Project Applications (PDF: 100 KB), Checklist for ARC Construction Project Applications (PDF: 100 KB), Executive Summary Template for ARC Applications (PDF: 100 KB), Guidance for Performance Measures for ARC Projects (PDF: 400 KB), and ARC County Economic Status and Match Rates, FY 2020. A search bar is located at the bottom right of the header with the text 'Search ARC' and a 'Go' button. A 'Print this page' and 'Email this page' link is also visible.

Grantee Forms and Information

Guides and Manuals

[ARC Project Guidelines \(PDF: 135 KB\)](#)

[ARC Grant Administration Manual for Non-Construction Grant Agreements \(PDF: 600 KB\)](#)

[Checklist for ARC Non-Construction Project Applications \(PDF: 100 KB\)](#)

[Checklist for ARC Construction Project Applications \(PDF: 100 KB\)](#)

[Executive Summary Template for ARC Applications \(PDF: 100 KB\)](#)

[Guidance for Performance Measures for ARC Projects \(PDF: 400 KB\)](#)

[ARC County Economic Status and Match Rates, FY 2020](#)

Forms

[Standard Form 3981—ACH Vendor/Miscellaneous Payment Enrollment \(PDF: 28 KB\)](#)

Reporting Forms

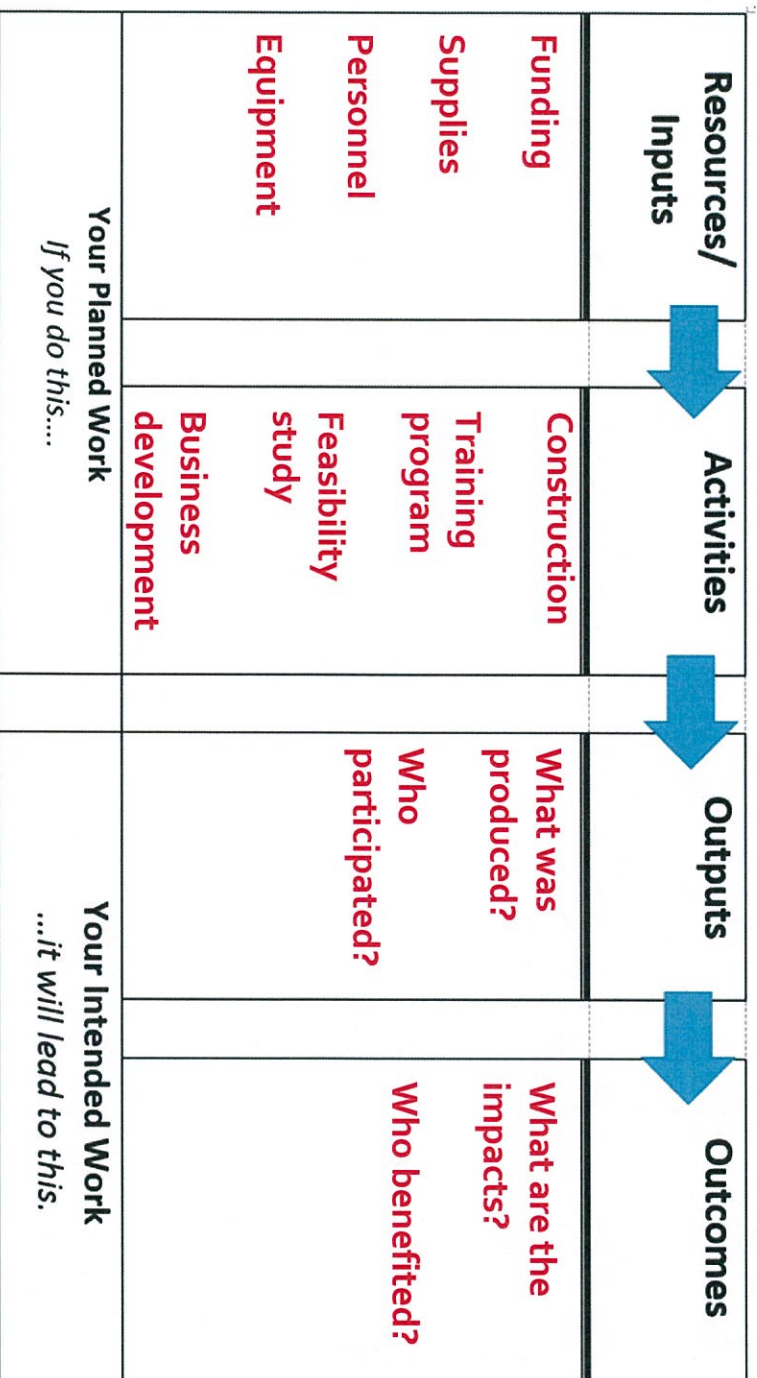
• [Standard Form 270—Request for Advance or Reimbursement \(PDF: 40 KB\)](#)

• [ARC Reimbursement and Payment Advance Request Worksheets \(Excel File\)](#)

• [ARC Performance Progress Report Form \(ARC-PPR\) \(PDF: 187 KB\)](#)

[ARC Budget Revision Worksheet, Nonconstruction \(Excel File\)](#)

Performance Measures Ideology



Source: W.K. Kellogg Foundation, Logic Model Development Guide



www.arc.gov

When are the Measures Used?



- At application phase – estimated by applicant



- At project closeout – actual, to-date results are reported by grantee / basic agency



- Verification – 3 years after project completion, ARC Research & Eval reaches out to grantee

- Reported in our annual Performance and Accountability Report



- Periodic program evaluations incorporate performance measures, grantee feedback, and other data



www.arc.gov

Examples: Water / Sewer



Water and Sewer

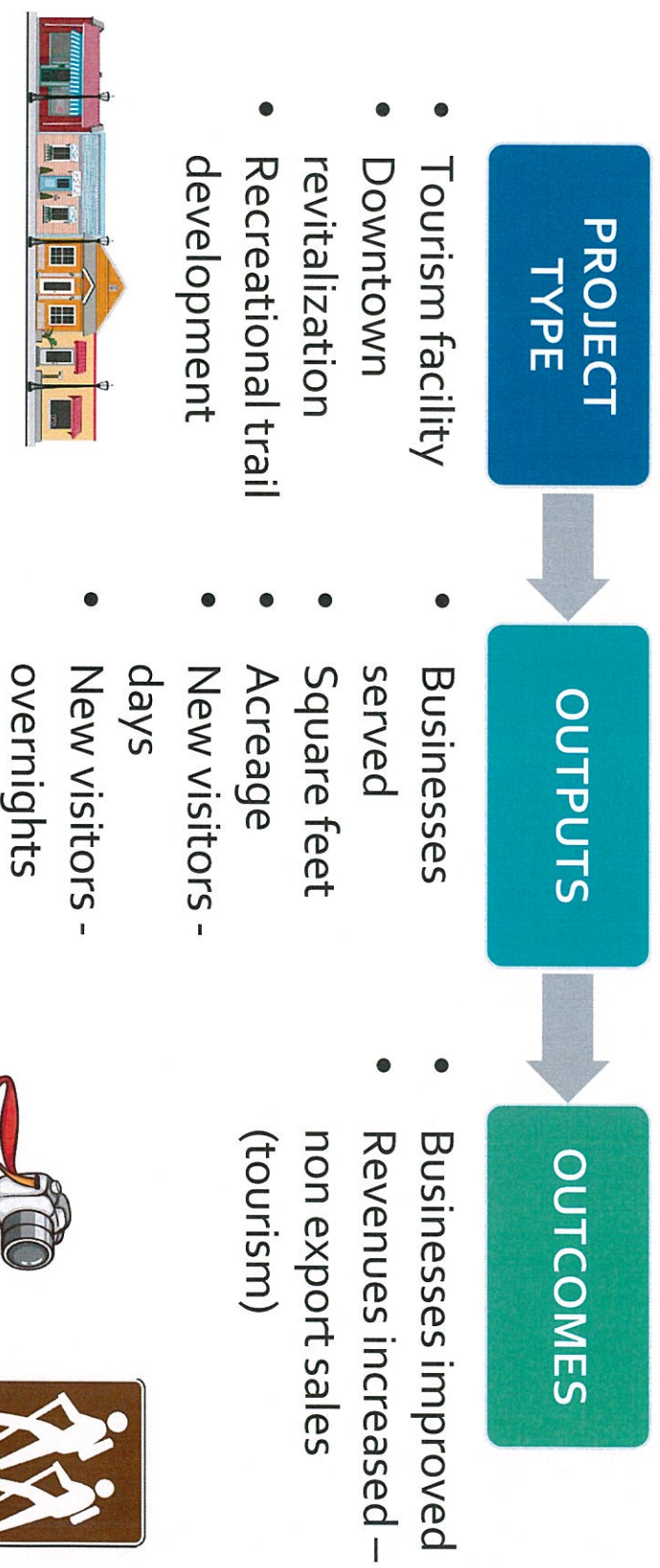


- Households served
- Businesses served
- MGD capacity
- Linear Feet
- Households improved
- Businesses improved
- Jobs created
- Jobs retained
- Leveraged Private Investment (LPI)
- Costs reduced



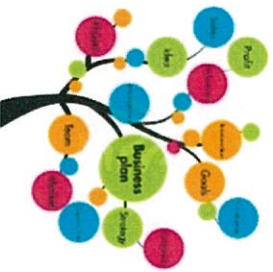
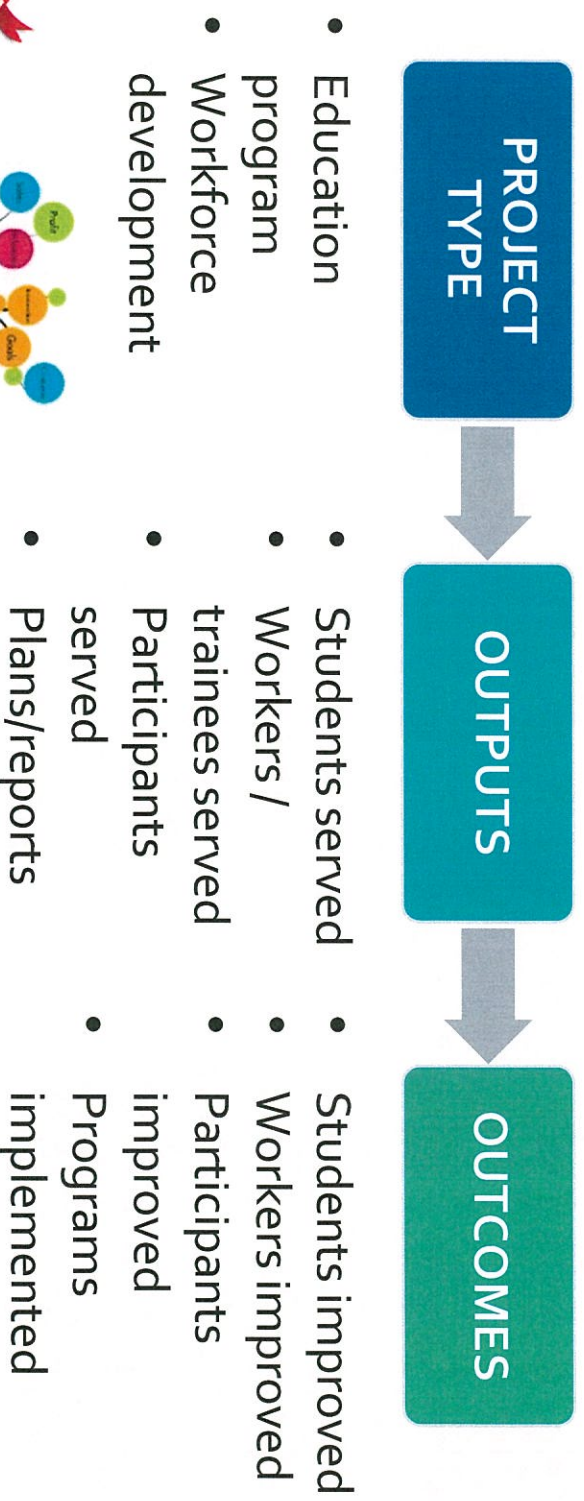
www.arc.gov

Examples: Tourism / Natural Assets




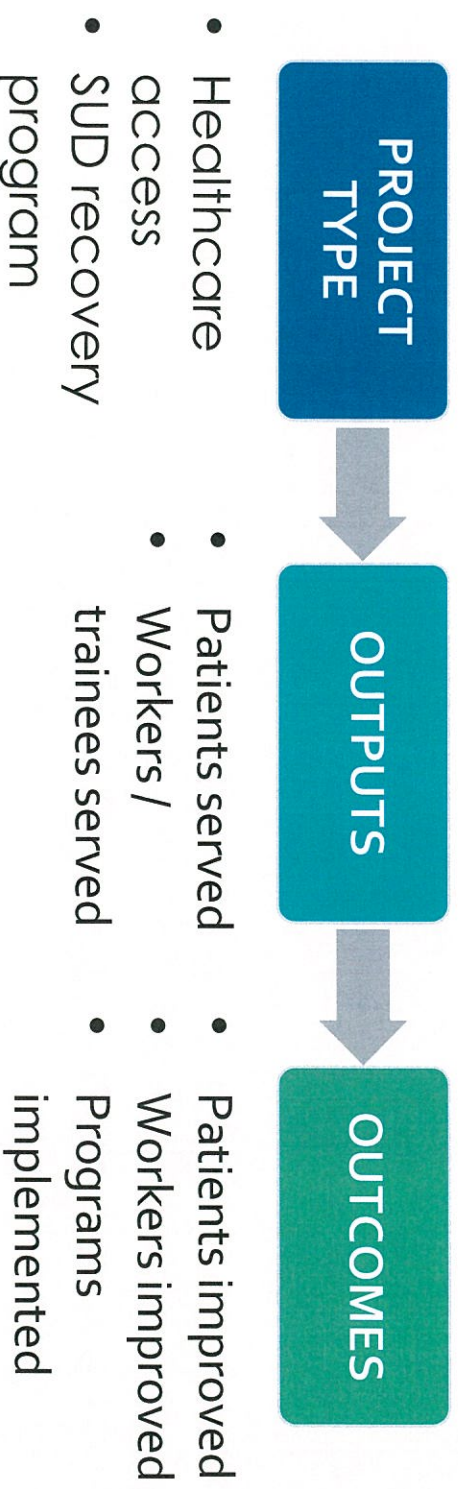
www.arc.gov

Examples: Education & Workforce Development



www.arc.gov

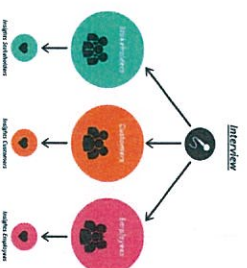
Examples: Health & Substance Use Disorder



Examples: Business & Entrepreneur Development



- Business development
- Entrepreneurship support
- Businesses served
- Plans / reports
- Businesses improved
- Businesses created
- Jobs created
- LPI
- Revenues increased – export sales
- Revenues increased – non-export sales



Examples: Transportation

